


1. Login to your online study abroad application home page. To get to the login page, follow this link: <https://cof.studioabroad.com/index.cfm?FuseAction=Security.Login>.
2. At your home page, click on the study abroad or travel program that you completed. These are found under the heading “Applications Filed” (pictured below).

Logout | Applicant Home | User: TestStudent GEOCenter

Your Home Page ▶ TestStudent GEOCenter - Applicant Home Page

Your Home Page : TestStudent GEOCenter - Applicant Home Page Hide Tips

 This is your student homepage and it provides you an overview of your application activity. In order to complete or see the details of an application, **click on the name of the program** under the 'applications filed' column.

Warning: you will not be able to access an application after its 'Deadline date' and any further changes need to be handled by a staff member. This is your student homepage and it provides you an overview of your application activity. In order to complete or see the details of an application, **click on the name of the program** under the 'applications filed' column.


Search Programs








Applications Filed:		My Photo:
1	<p>Test Program (Washington DC) Spring, 2011 (ID: 53234)</p>	<p>Please submit a photo of yourself (tasteful, please) here so that we can more easily identify you. This photo will be used internally-only.</p> <p>There is no photo on file for your record. Click to upload a new image</p>
	<p>(Complete Application) Committed View Decision Letter Program end date: 05/20/2011</p>	

Email Address:

If you would like all e-mail correspondence copied to an alternate e-mail address, please contact us here.

3. Because it may have been a while since you logged in, the system may prompt you to provide certain information that is now required of applicants. Simply fill in the required fields, which ask for information that we are seeking for surveying purposes anyway. The screen that you will see is pictured below. After you hit “Save” you will be directed to your program application page.

 Please use the form provided below to fill in the requested information.

Edit Requested Information	
COF Home Campus:**	Choose One: <input type="button" value="v"/>
 Student ID:**	<input type="text"/>
 Nickname:	<input type="text"/>
 Identity:**	<input type="text" value="Choose One: v"/> . <i>American Indian/Native American</i> . <i>Asian/Pacific Islander</i> . <i>Black/African</i> . <i>Hispanic/Latina/Latino</i> . <i>White/Caucasian</i> <i>Other</i>
 Gender:**	<input type="text" value="Choose One: v"/> <i>Female</i> <i>Male</i> <i>Transgendered</i>
 Class Standing:**	<input type="text" value="Choose One: v"/> <i>First Year</i> <i>Graduate</i> <i>Junior</i> <i>Senior</i> <i>Sophomore</i>
 Major:**	<input type="text" value="Global Studies"/>
 Financial Aid:**	<input type="text" value="Choose One: v"/> <i>Federal Loan</i> <i>Grant</i> <i>I have never received financial aid</i> <i>Need-based scholarship</i> <i>Private Loan</i>

- At your program application page, you will find the reflection opportunity under the “Testimonials” heading. This feature is titled: *Tell Us Where You’ve Been!* The *Travel Experience Wrap Up* questionnaire is located under the “Questionnaire(s)” heading (pictured below).

In Australia to promote study in Australia through campus events, peer advising and online social networking.
[\[View Details\]](#)

[View All Announcements](#)

Testimonials (Optional)

Title	Received
Tell Us Where You've Been!	<input type="checkbox"/>

Attached Documents

The following files have been attached to your application. Click the filename to download the attached document.

Questionnaire(s)

Click the following to view and complete the following online questionnaire(s). You may begin a questionnaire and save it for later completion, but note that you must click Submit in order for the questionnaire to be logged as complete and ready for review.

Once you have completed the inquiry form, your study abroad advisor will move you to the next step - the application phase.

Title	Received
COF Study Abroad Application Form	<input type="checkbox"/>
Emmanuel Semester Health Statement Questionnaire	<input type="checkbox"/>
Host School Information Form	<input type="checkbox"/>
Travel Experience Wrap Up	<input type="checkbox"/>

Decision Letter

STATUS: Committed

5. Thank you for sharing your stories and taking the survey. You will inspire many future travelers to have a life changing experience like yours!